

Really Good Stuff® Activity Guide

Count With Me Under the Sea Poster Set

Congratulations on your purchase of the Really Good Stuff® **Count With Me Under the Sea** Poster Set—a fun and colorful set of number card posters designed to be used as a visual aid as well as a hands on learning tool to promote counting and number word recognition by your students.

Inside this Really Good Stuff® set you'll find:

- One 9 1/2" x 24" banner
- **Count With Me Under the Sea** Poster Set
- 30 number card posters which include a number from 1-30, matching number word, and sea creature(s) to correspond with the numeral.
- This Really Good Stuff® Activity Guide

Bulletin Board Display

Make a copy of each page of this Really Good Activity Guide. Make several copies of the *Count With Me Under the Sea* Bingo Board. You will want to have several bingo boards with different numbers for class use. Choose an easily accessible bulletin board so that it may be used interactively for various math center or classroom counting activities.

Introducing the *Count With Me Under the Sea* Poster Set

Show the students the poster set and ask them what they notice about the new posters. After allowing varied student responses, ask them what you might be able to use the poster set for in class. Listen to the responses and list the great ideas they will surely come up with. Draw attention to the fact that the poster set can be used to practice counting as well as for checking numbers and number words used in everyday math and writing activities. Using a pointer have the children count with you while touching the corresponding numbers. After modeling this, ask a student to come up and use the pointer to lead the class in counting. This can be integrated into part of your classroom routine with students taking turns leading the class with the pointer.

Count With Me Under the Sea Activities

After several days of letting the students become familiar with the poster set, try reinforcing the relationship between numbers and number words by using the student activity sheets included. Start with the *Sea Creatures Number Words* reproducible. Have students read the number word on the sea creature and write the matching number on the line. Be sure to remind your students that if they get stuck, they should use the poster set for help. The next day, have your students try the *Color Key* reproducible. Explain that they are to color the sea creatures according to the ranges in the color key.

Before using the bingo game, be sure to make yourself a blank master for future use. There are many ways to use this bingo board. One way would be to fill in several bingo boards with different number words ranging from one to thirty. You can call out the number and have your students cover the number word as it appears on their board. The students who fill a row first and say "Bingo!" would need to read back their number words to you in order to win! This game could also be played in a math center with a small group, or could be sent home to play with parents to reinforce this concept.


Classroom Extensions



- For fun, try covering up several number card posters on a given morning when the students come in. Ask them to put on their detective hats and figure out which numbers are "missing" in the card poster set. Have them write their answers on a piece of paper with their name on it and put it in a finished work basket. Or, have them keep it and check answers with a friend once all children have an opportunity to solve the mystery.
- Cut pieces of poster board to match the measurements of **The Count With Me Under the Sea** Poster Set. Leave these blank posters in a math center for students to use to extend the poster set. Leave clear directions that the students must include numbers, number words and sea creatures that match the number starting with 31 and going as high as they can as a class. Imagine the fun as your class poster set grows from 30 to possibly 100 with student created work!
- As an alternative to displaying the poster set (or perhaps after displaying) you can use the posters as a hands-on learning game. Cut the posters into three parts including the number, number word and sea creature picture. Put the parts face down into a small wading pool, perhaps in a math center. Let a small group of students "fish" for any combination (for example: picture showing 20 and number word twenty) that would be considered a matching pair. This is a fun way to reinforce the number concepts taught with this set.
- As a literature extension, create a class big book entitled *Count With Us Under the Sea*. Use the poster set as a model for this book. Make each student responsible for one page and therefore one number. Each student's page should include the number, number word, and corresponding sea creature illustration. Have each student research and write a fact about the sea creature that appears on his or her page. Bind the pages together and read this fabulous class book to your students to celebrate their learning. Display this book proudly in your classroom, where it is sure to be picked up and enjoyed time and time again.

All activity guides can be found online:



Count With Me Under the Sea BINGO





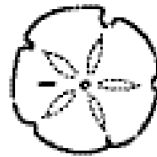
Name _____

Write the number to match the number word next to each sea creature.

























count with me under the sea

Name _____

Color Key

- 1-10= yellow
- 10-20= purple
- 20-30= red

