


Picture Book Patterns for **THE WALL**

by Eve Bunting
illustrated by Ronald Himler
(Clarion)

When a young boy and his father travel to Washington, D.C. to visit the Vietnam War Memorial they search the monument for the name of the boy's grandfather...a grandfather the little boy has never known. Eve Bunting's heart-wrenching words and Ronald Himler's somber watercolor illustrations leave a lump in your throat in this must-read story.



THE INSPIRATION

Share Eve Bunting's touching story **The Wall** as you observe Veteran's Day, a day to honor all the men and women who have served in the United States armed services. The inspiration for this story came when author Eve Bunting overheard a young boy's conversation about his school trip to Washington, D.C. and his visit

to the Vietnam Veteran's Memorial. The boy was saddened, seeing the rows and rows of names, and he knew that he would never again feel the same about war. The thought of a young boy making such an observation stayed with Eve Bunting and she knew that she wanted to write about this topic. She began to read all she could about the memorial, and it took three years to find just the right words for such a story. Eve Bunting's message for readers—of sadness and pride—come shining through in this touching story. You may like to find additional information about the memorial online at www.nps.gov/vive and <http://bensguide.gpo.gov/3-5/symbols/vietnam.html> or make the memorial come alive by sharing a personal collection of photos at <http://members.aol.com/tjdewey/index.htm>.

HISTORY OF THE WAR

For your own information, learn about the history of the Vietnam War and the circumstances surrounding it. The war began in 1957 when forces supported by communist North Vietnam began attacking the noncommunist South Viet-

namese government. At first the United States supported the South Vietnamese Army with military and economic aid, but then in 1965, combat units from the U.S. Army, Navy, Air Force, Marines, and Coast Guard began to take part. By early 1969, United States forces in Vietnam reached a peak with more than 543,000 troops. Back in the states, involvement in the war became a controversial issue as casualties increased and chances for victory seemed to decrease. Mass protest demonstrations were staged around the country and many young men refused to serve in the armed forces. In late 1969, the U.S. began to withdraw troops and the South Vietnamese took more responsibility in carrying on the war. Finally, in January, 1973, cease-fire agreements were signed and the last American soldier left Vietnam within six weeks. In the end, 58,156 Americans died or were missing in Vietnam. Eight of the dead were women nurses; the rest were men. Young men...the average age of the men who died in the Vietnam War was 19!

BUILDING THE WALL

The idea for a national memorial to honor those who

died in the war was the brain-child of Jan Scruggs. Scruggs had been drafted into the army after high school and went to Vietnam. He spent more than a year there before he was sent home wounded. In 1979, he took it upon himself to announce to the country his plans for the memorial. He asked for contributions and support from private citizens. In the end, this young man accomplished the impossible. Scruggs received the support of Congress to build the memorial in the gardens between the Washington and Lincoln Memorial as well as millions of dollars needed to build it. Next, a national design competition, open to all Americans, was held. The winner was not a famous architect or sculptor but a 21-year-old Yale University student named Maya Ying Lin. Lin's design was a long, tapered wall made of polished black granite panels. All the names of those who died in the war or are still missing in action would be inscribed on the wall. Maya Lin imagined the wall rising up from the Earth and then receding back into it. Today the wall stands in its somber beauty as a place of honor for those who gave their life for our country. Along with the names is this dedication:

FOR ALL OF US

The Vietnam War Memorial was built in three and a half years...amazing, when you realize it took 100 years to complete the Washington Monument! The memorial was formally dedicated on Veteran's Day in 1982. Over 150,000 Vietnam veterans attended the ceremony. It was the first national appreciation for those who had served in the unpopular war. On Veteran's Day in 1984, a bronze statue of three servicemen was put in place near the memorial and dedicated. The statue is realistic and detailed and its placement makes it appear as if three men are emerging from a clump of trees and have sighted the wall in the distance. Millions of



Americans have visited the Vietnam Veteran's Memorial since its creation to learn from and remember the past. The Wall stands in memory of those who died but it is for us all. It's truly a common ground of sadness and respect for those who gave their life.

A PERSONAL NOTE

After writing *The Wall*, Eve Bunting made a pilgrimage to the memorial. People often bring messages, flowers, flags, photos, and plaques when they visit while others bring personal items such as clothing, stuffed animals, or toys—all of which eventually become part of a National Park Service museum. Eve Bunting wept when she saw the memorial and, like others who come bearing a gift, she left behind her first unbound copy of *The Wall*.

OUR ARMED FORCES

Help your students understand that there are several branches of the military...the Army protects the land, the Navy protects the seas, the Air Force protects the skies, and the Marines protect and prepare beachheads and bases. Offer encouragement to the men and women who are on active duty in the Middle East or around

IN HONOR OF THE MEN AND WOMEN OF THE ARMED FORCES OF THE UNITED STATES WHO SERVED IN THE VIETNAM WAR. THE NAMES OF THOSE WHO GAVE THEIR LIVES AND OF THOSE WHO REMAIN MISSING ARE INSCRIBED IN THE ORDER THEY WERE TAKEN FROM US. OUR NATION HONORS THE COURAGE, SACRIFICE AND DEVOTION TO DUTY AND COUNTRY OF ITS VIETNAM VETERANS. THIS MEMORIAL WAS BUILT FROM PRIVATE CONTRIBUTIONS FROM THE AMERICAN PEOPLE.

NOVEMBER 11, 1982

the globe by writing a letter of hope and support through the website **OperationDearAbby.net** or **http:anyservicemember.navy.mil**. Or your class may be interested in getting involved with **www.adoptaplatoon.org** to promote patriotism and support. Honor the men and women who have served in the military by sending a special card of thanks this Veteran's Day. Duplicate the reproducible card for each student and ask him/her to color, cut out, and fold the card. Then encourage the children to add a personal message and sign their name. Send the cards to your nearest Veteran's Hospital where they will certainly be appreciated!


MAKE A RUBBING

The young boy and his father searched through the many names on the wall looking for the boy's grandfather's name. After finding it, the boy's father made a rubbing. Students may like to make rubbings of objects they find around school using crayons or pencils and thin paper. Encourage kids to look for different objects that have a textured surface and invite them to make rubbings.

BUILD A WALL

Memorials keep memories alive. A wall can record the names of those who have died or it may be an acknowledgment of thanks by a nation, a symbol of peace, or a monument to heal emotions. Invite students to build a WALL OF HONOR in your classroom in observance of Veteran's Day. Talk about the reasons we have walls and ask each child to create one or more tiles honoring people they may know who are serving or have served with the U.S. military. Send home a copy of the reproducible wall tile and ask parents to help their child complete

the information, then glue the appropriate military insignia (Army, Navy, Air Force, Marine) to the tile and send it back to school. Then encourage the class to cooperatively build their honor wall in your classroom by gathering all the tiles together and assembling them into a "wall." This is a great way to honor our nation's military for the contributions they made or are currently making...a fitting way to observe Veteran's Day!




ANOTHER WAR


Give children a glimpse into another war through the eyes of a 10-year-old boy. In the autobiographical story **Don't You Know There's A War On?** by James Stevenson (Greenwillow), the author recalls his efforts at planting a victory garden, saving foil, and even writing a newspaper to help win the war so his father and brother could return home. Check out information about the recently opened World War II memorial

honoring the 16 million who served in the armed forces of the U.S. during WWII at **http://www.nps.gov/nwwm**. This beautiful memorial serves as a monument to the spirit, sacrifice, and commitment of the American people.

BUNTING BOOKS

Eve Bunting has written more than 100 books on a variety of topics. She has the wonderful ability to tackle a difficult subject and bring it to a child's level without "watering down" the message. This talented author approaches the topic of adult literacy in **The Wednesday Surprise** (Scott Foresman), addresses the plight of the homeless in **Fly Away Home** (Clarion), and relates the sadness of a migrant family leaving their home country in **Going Home** (HarperTrophy). Thoughtful books for children!





I KNOW A SOLDIER who served my country.

_____ name



WALL of HONOR TILE

Fill in the name of someone you know who served or is now serving in one of the branches of the U.S. military. Cut out and glue the insignia on the tile, color it, and return the completed tile to school so that we may build a WALL OF HONOR in our classroom in observance of Veteran's Day November 11.



