

The order of the planets is Mercury, Venus, Earth, Mars, Jupiter, Saturn, Uranus, Neptune, Pluto. Here's something to help your child remember the order:

My **V**ery **E**ager **M**ouse **J**ust **S**at **U**pon **N**ine **P**orcupines



1. [Print the planet page twice](#). You or your child can




2. Next, glue each side of the cardboard with the planet



3. Using the small circle provided on the planet cut-outs, use the point of a sharp scissors to poke a hole for the string.



4. Then, glue the [space paper](#) in the back of the cardboard box. The paper will create the illusion of outer space as a backdrop. To turn the whole box into a universe, print several copies of the space paper, and glue them to the sides and bottom of the box as



5. To finish, hang the planets in the cardboard box. You could extend the learning by hanging the planets in order: **Mercury**, **Venus**, **Earth**, **Mars**, **Jupiter**, **Saturn**, **Uranus**, **Neptune**, **Pluto**. The mobile is ready to go. Do you have the words to the planet song? After you sing, to extend the learning—you might ask your child to tell you the names of the planets. You might also ask them to describe

Did you know that Jupiter's the widest planet?

Planet Mobile



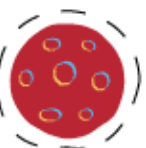
Mercury



Venus



Earth



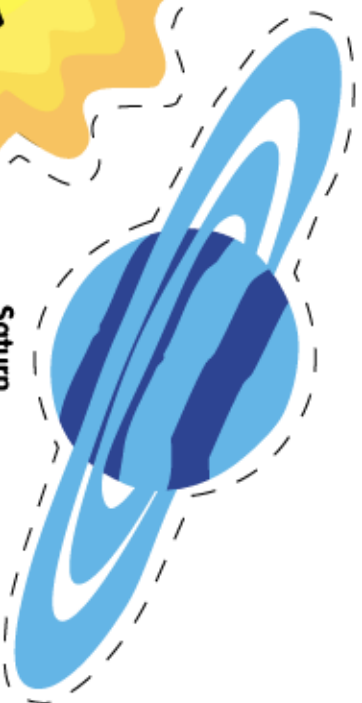
Mars



Neptune



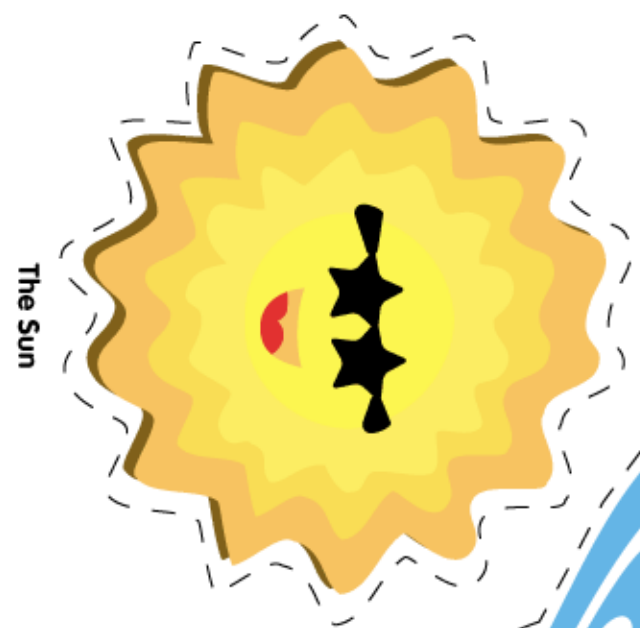
Pluto



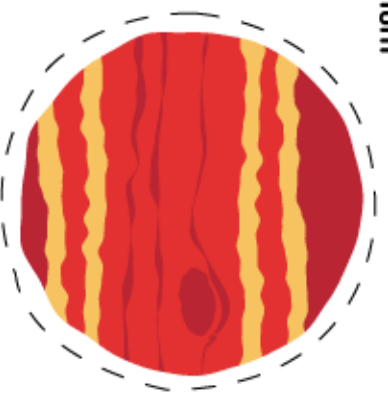
Saturn




Uranus



The Sun



Jupiter

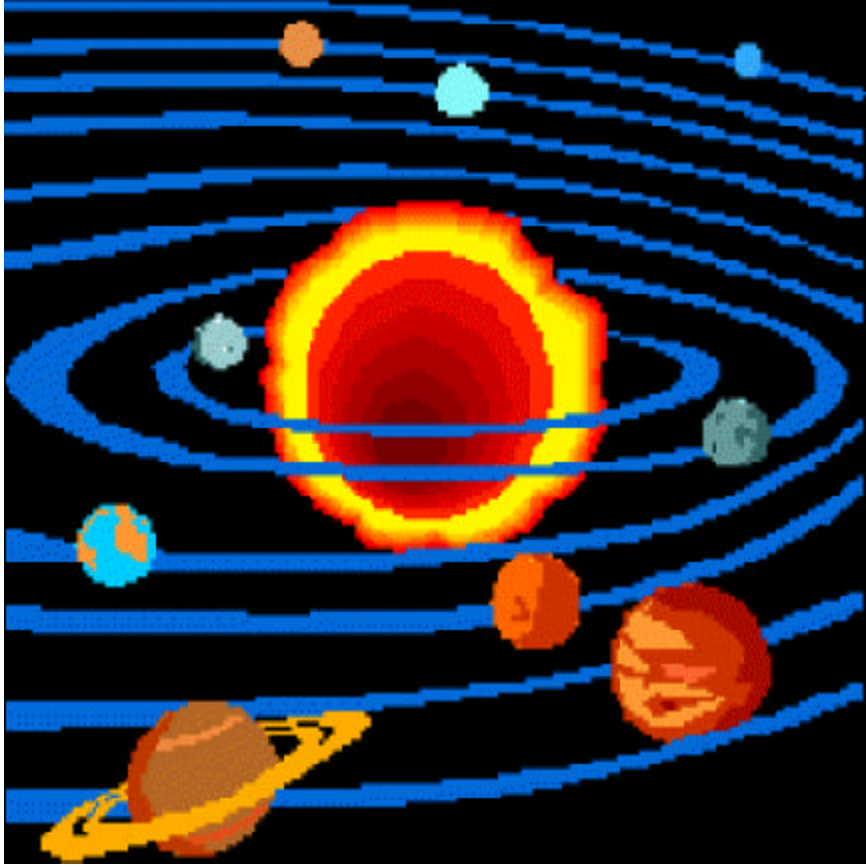


The Planet Song




Well the Sun's a hot star,
Mercury's hot, too.
Venus is the brightest planet,
Earth's home to me and you.
Mars is the red one,
And Jupiter's most wide.
Saturn's got those icy rings,
And Uranus spins on its side.
Neptune's really windy,
And Pluto's really small.
Well we wanted to name the planets,
And now we've named them all.





Solar



System

